




# COLONIAL HARDWARE RANGE



**No4D**

DOUBLE SIDED CORNER

H: 397mm  
W: 397mm



**No5D**

DOUBLE SIDED FRIEZE

H: 105mm  
W: 818mm



**No14D**

DOUBLE SIDED CORNER

H: 525mm  
W: 425mm



**CC1-6**


LOAD BEARING COLUMN



**No11A**

RAILING PANEL

H: 820mm  
(890mm with lugs)  
W: 633mm



**No17**

RAILING PANEL

H: 780mm  
(867mm with lugs)  
W: 1225mm

MADE TO ORDER



**No8R**

RAILING PANEL

H: 775mm  
(896mm with lugs)  
W: 497mm



**No120**

RAILING PANEL

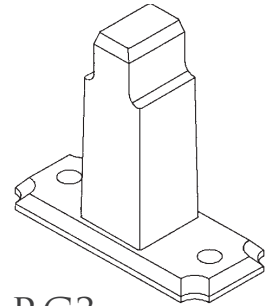
H: 820mm  
(896mm with lugs)  
W: 485mm



**No13D**

DOUBLE SIDED FRIEZE

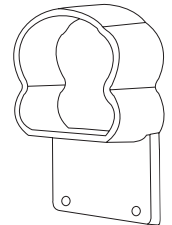
H: 145mm  
W: 920mm



**RC3**

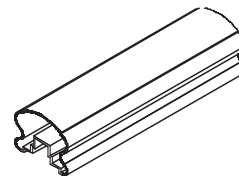
COMPONENT - BOTTOM RAIL

Suits 38mm Post



**RC24E**

COMPONENT - END CAP

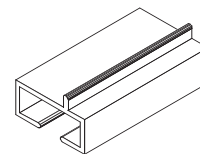


**RE1**

EXTRUSION - FEDERATION RAIL

47 x 60mm

PURCHASED TO ORDER

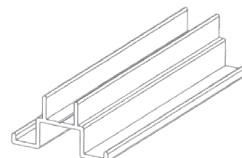


**RE3**

EXTRUSION - BOTTOM RAIL

37 x 15mm

PURCHASED TO ORDER



**RE15**

TOP RAIL ADAPTER FOR RE1

47 x 60mm

PURCHASED TO ORDER